



Rapid Analysis of Drugs (RAD) Update

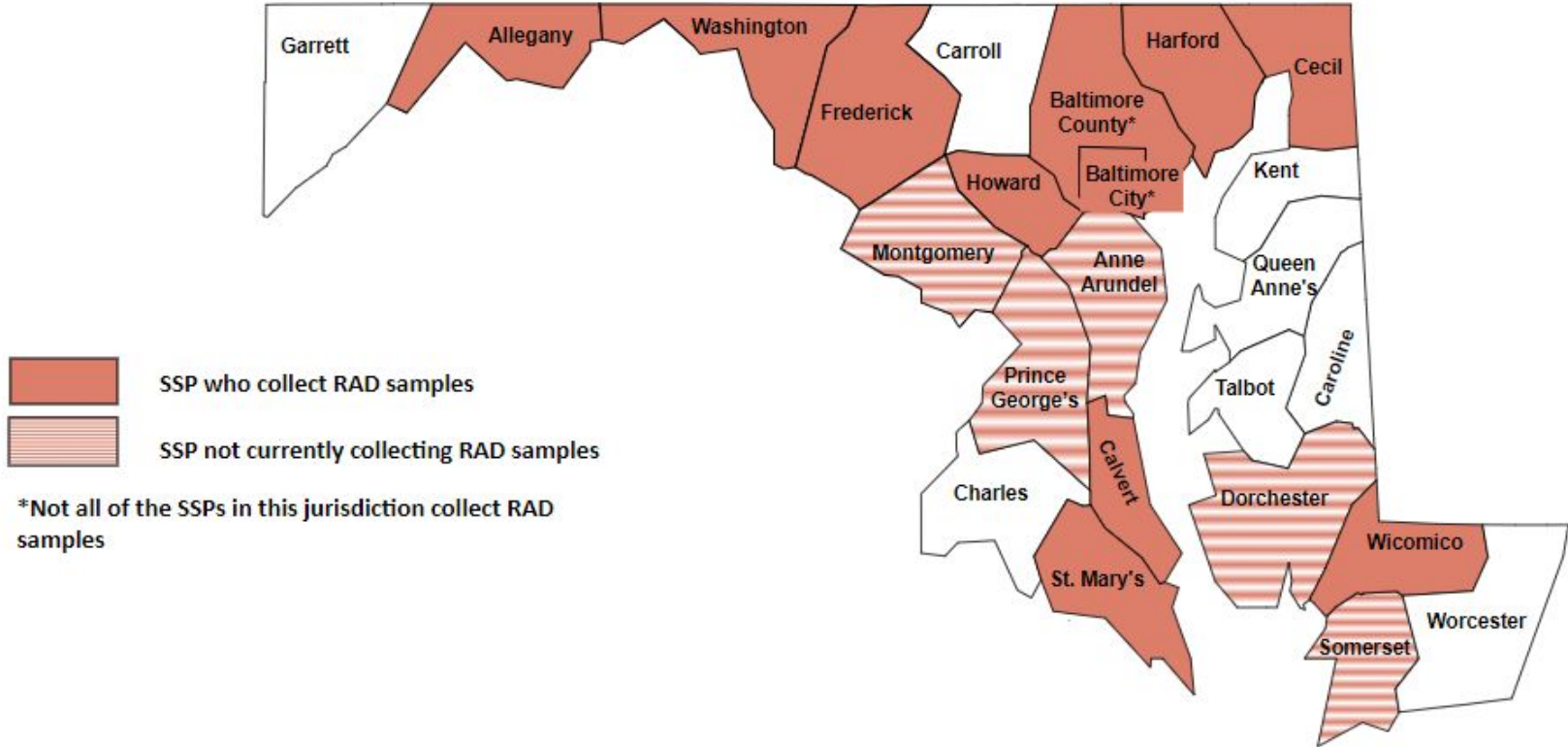
Maggie Rybak, MPH, Program Implementation Specialist

Jasmine Lopes, MPH, Epidemiologist

Center for Harm Reduction Services (CHRS)

August 23, 2023

Participating Syringe Service Programs

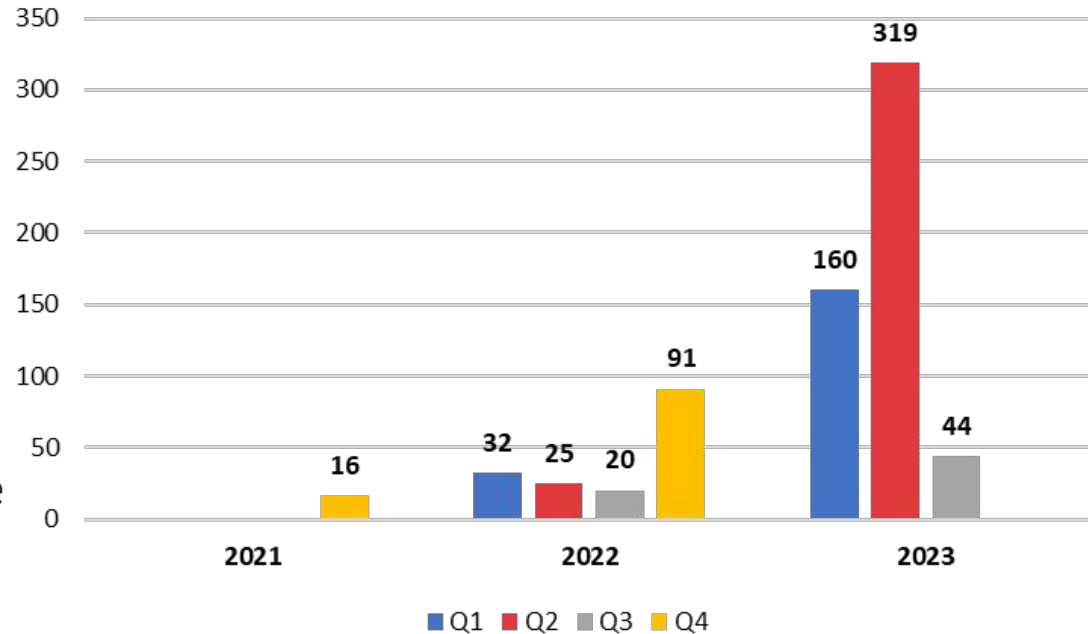


Samples Collected

- Sample Collection began in October 2021 and is continuing
- As of 8/22/2023 1,909 samples have been tested.
- 16 of the 23 SSPs in Maryland collect samples.

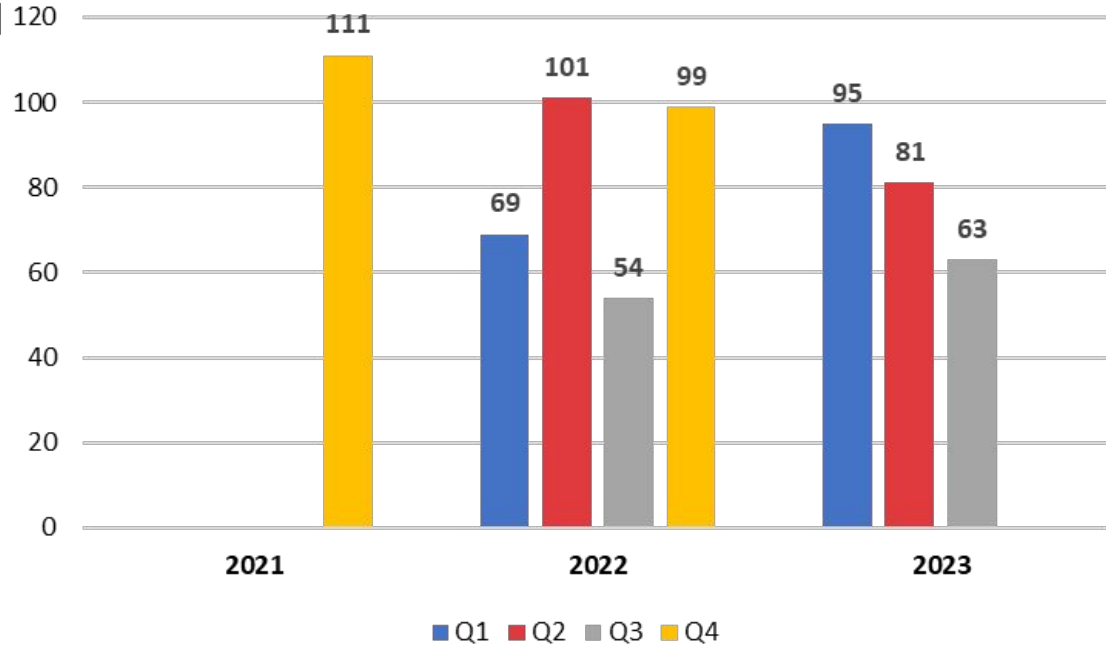
Samples Containing Cocaine & Related Compounds

- 37% of samples tested contained cocaine and related compounds.
- In CY23 Q2 (April - June) there were a total of 319 samples that contained cocaine and related compounds.
- 99.4% increase from the previous quarter (CY23 Q1)
- 1,176% increase in samples containing cocaine from same time last year (CY22 Q2)



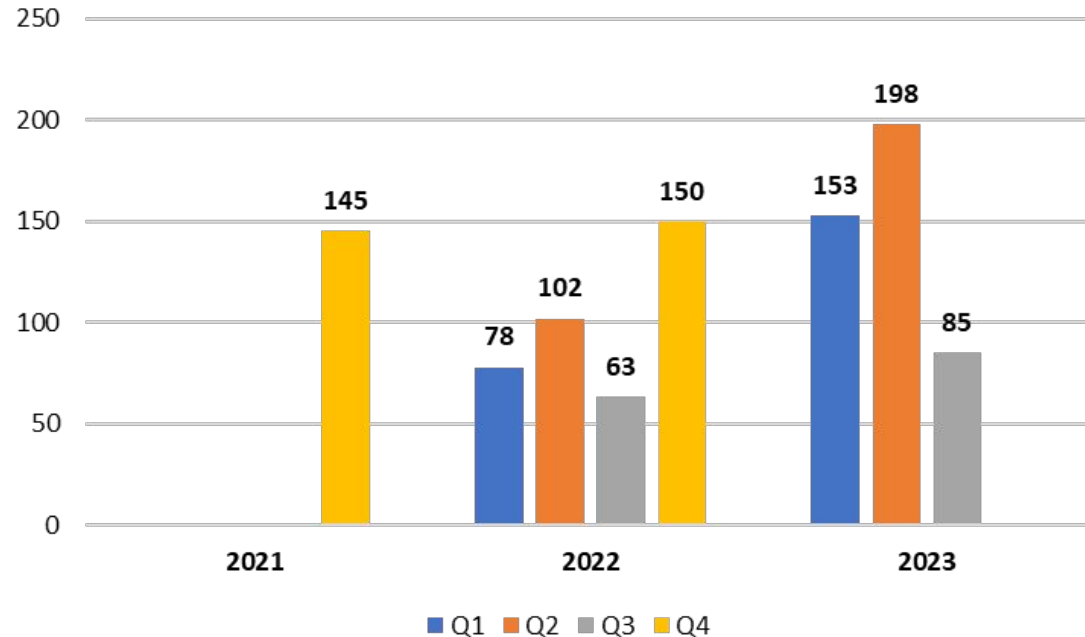
Samples Containing Xylazine

- 35.3% of samples tested contained Xylazine.
- In CY23 Q2 (April - June) there were a total of 81 samples that contained Xylazine.
- 14.7% decrease from the previous quarter (CY23 Q1)
- 19.8% decrease in samples containing xylazine from same time last year (CY22 Q2)



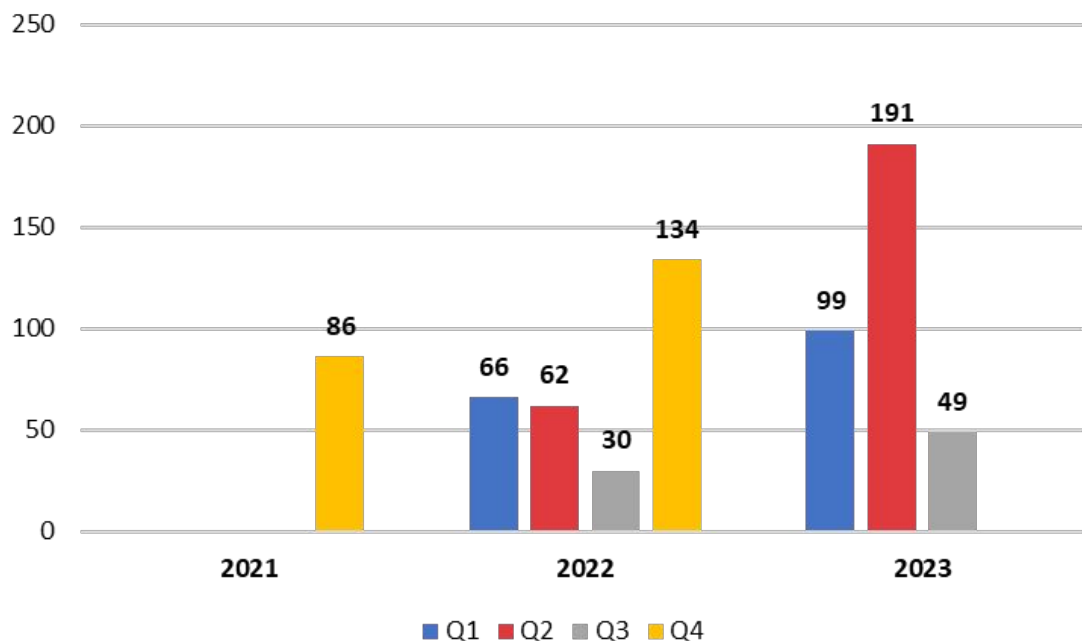
Samples Containing Fentanyl & Related Compounds

- 51% of samples tested contained fentanyl.
- In CY23 Q2 (April - June) there were a total of 198 samples that contained fentanyl.
- 29.4% increase from the previous quarter (CY23 Q1)
- 94.1% increase in samples containing fentanyl from same time last year (CY22 Q2)



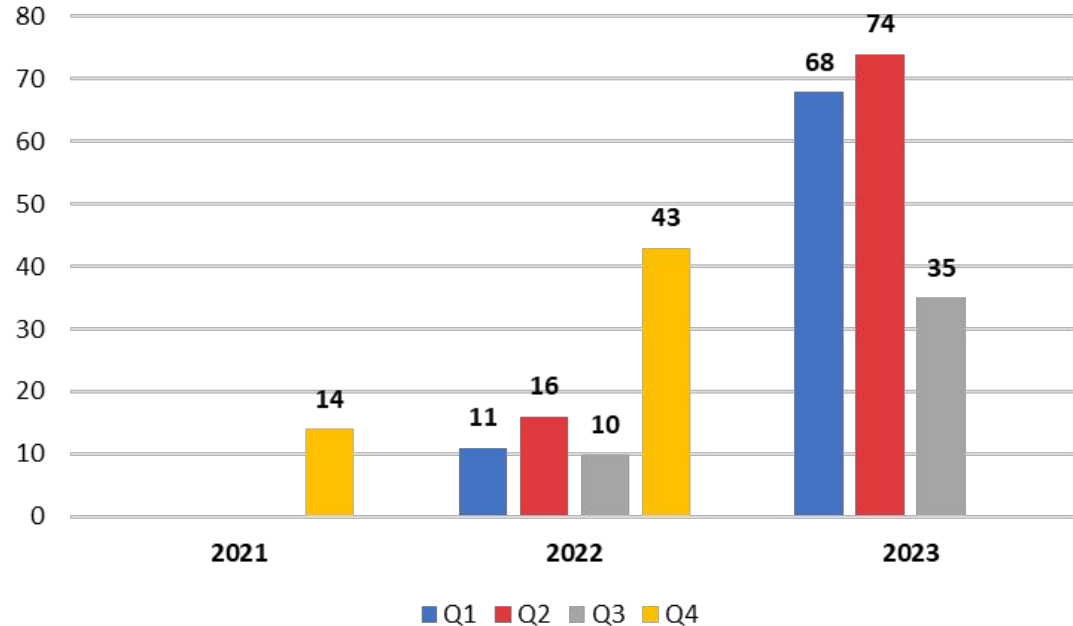
Samples Containing Cutting Agents and Diluents

- 37.6% of samples tested contained cutting agents.
- In CY23 Q2 (April - June) there were a total of 191 samples that contained cutting agents.
- 92.9% increase from the previous quarter (CY23 Q1)
- 208.1% increase in samples containing cutting agents from same time last year (CY22 Q2)



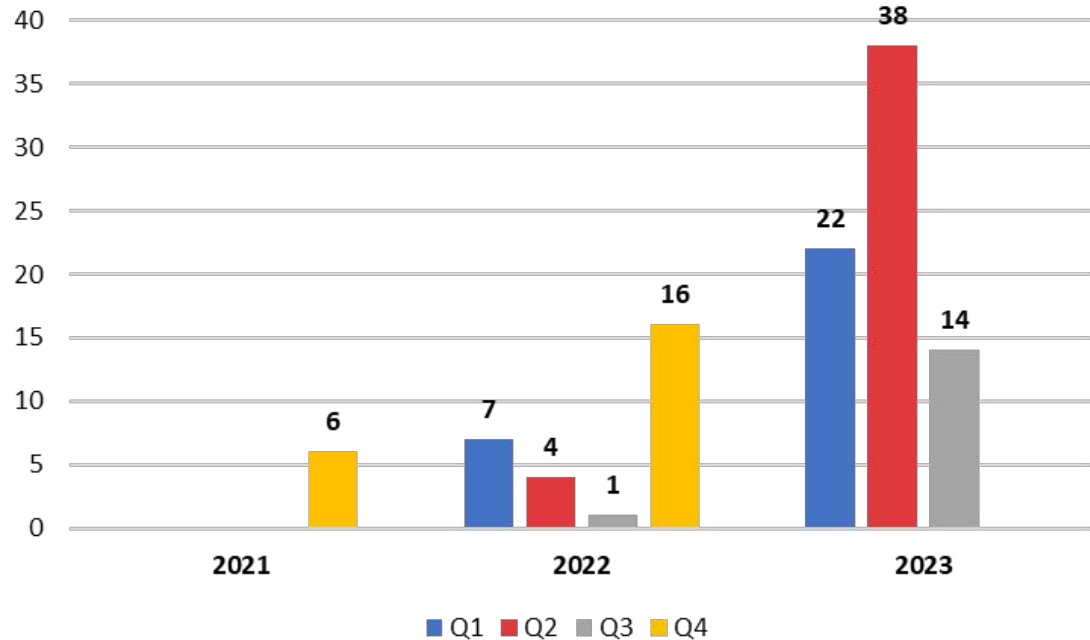
Samples Containing Pharmaceuticals

- 14.2% of samples tested contained Pharmaceuticals.
- In CY23 Q2 (April - June) there were a total of 74 samples that contained Pharmaceuticals.
- 8.8% increase from the previous quarter (CY23 Q1)
- 362.5% increase in samples containing pharmaceuticals from same time last year (CY22 Q2)



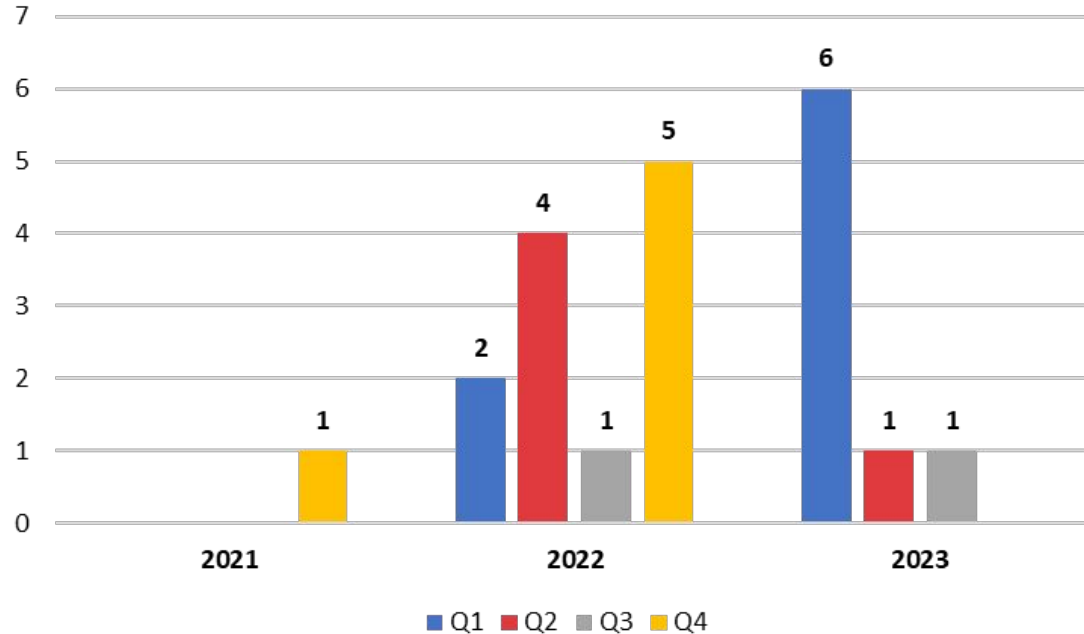
Samples Containing Amphetamines

- 5.7% of samples tested contained amphetamines.
- In CY23 Q2 (April - June) there were a total of 38 samples that contained amphetamines.
- 72.7% increase from the previous quarter (CY23 Q1)
- 850% increase in samples containing amphetamines from same time last year (CY22 Q2)



Samples Containing Heroin & Semi-synthetic Opiates

- 1.1% of samples tested contained heroin.
- In CY23 Q2 (April - June) there was 1 sample that contained heroin.
- 83.3% decrease from the previous quarter (CY23 Q1)
- 75% decrease in samples containing heroin from same time last year (CY22 Q2)



Question?

Contact Us

Maggie Rybak

Margaret.rybak@maryland.gov

Jasmine Lopes

Jasmine.lopes@maryland.gov

RAD Resources

[Website](#)

[1-Pager](#)

[MMWR](#)