



# **Rapid Analysis of Drugs (RAD) Update**

**Maggie Rybak, MPH, Program Implementation Specialist**

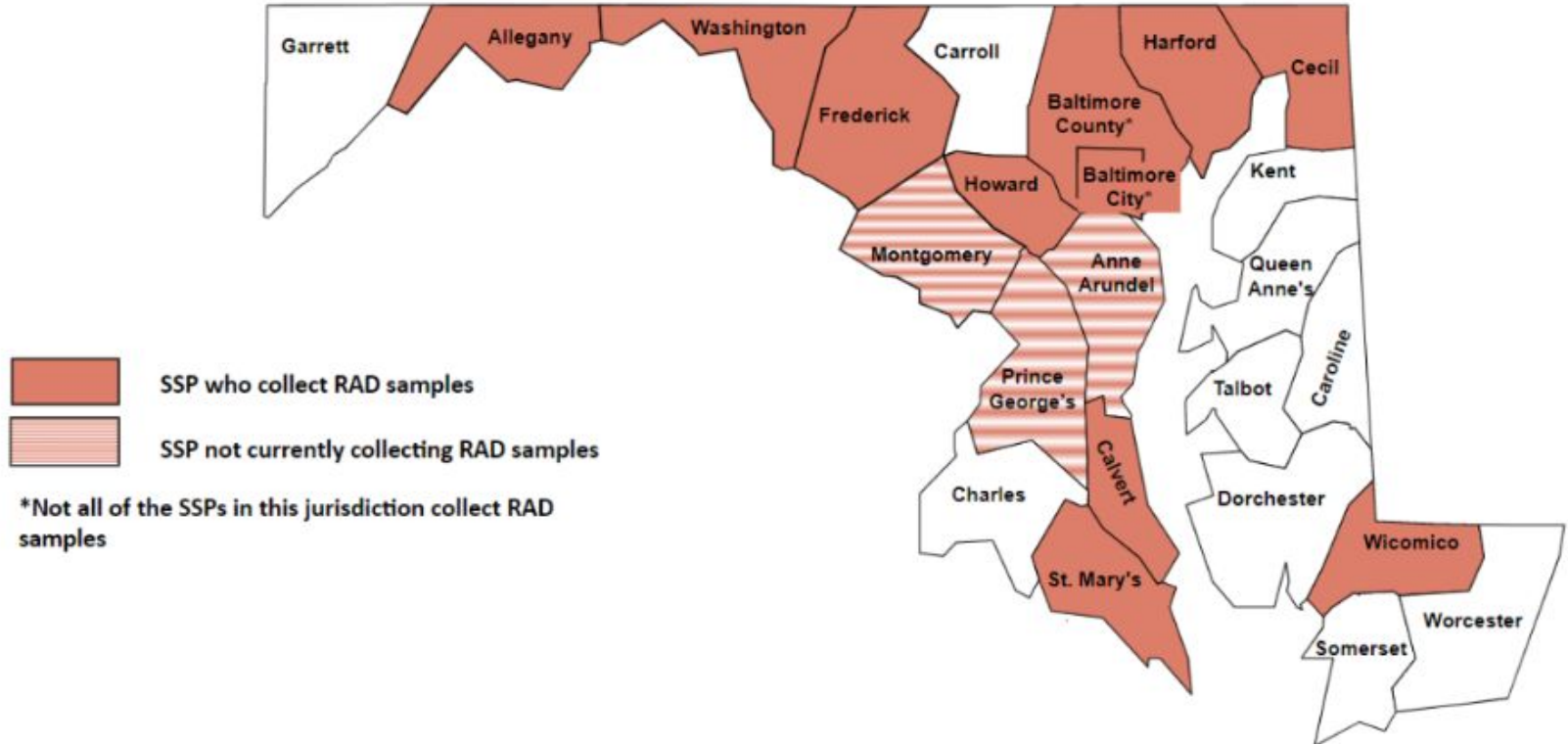
**Jasmine Lopes, MPH, Epidemiologist**

**Center for Harm Reduction Services (CHRS)**

**June 28th, 2023**

# Participating Syringe Service Programs

---



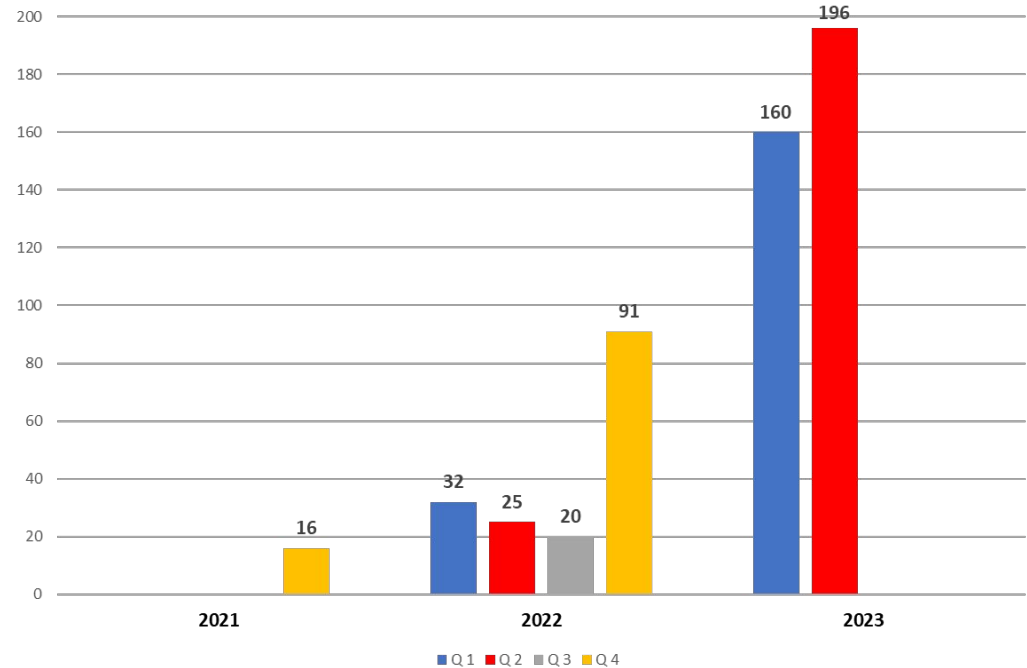
# Samples Collected

---

- Sample Collection began in October 2021 and is continuing
- As of 6/26/2023 1,488 samples have been tested.

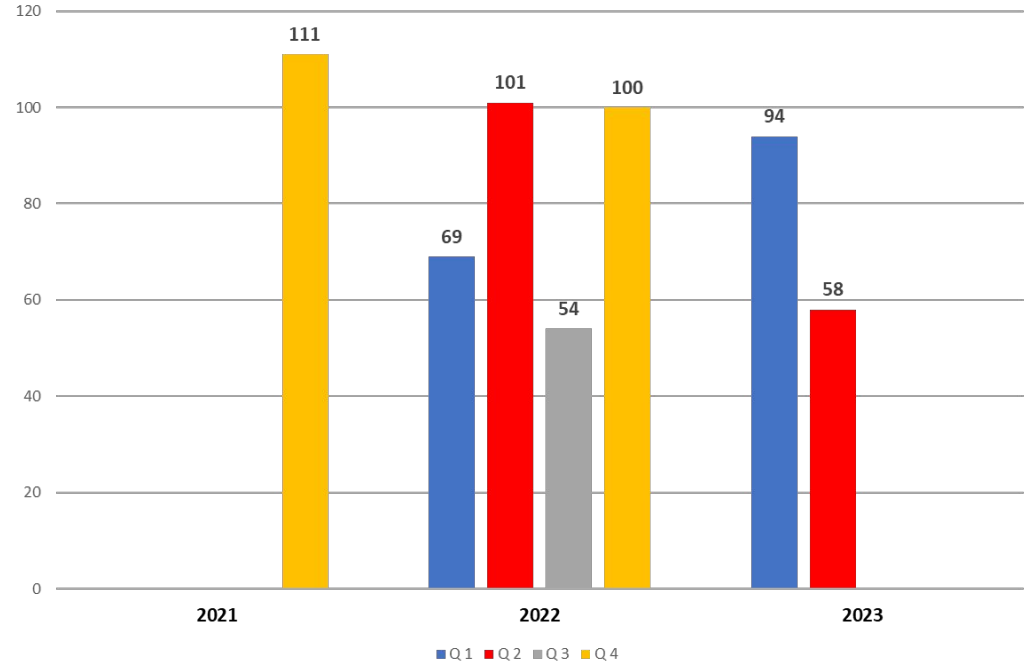
# Samples Containing Cocaine & Related Compounds

- 36.3% of samples tested contained cocaine and related compounds.
- In CY23 Q2 (April - June) there were a total of 196 samples that contained cocaine and related compounds.
- 22.5% increase from the previous quarter (CY23 Q1)
- 684% increase in samples containing xylazine from same time last year (CY22 Q2)



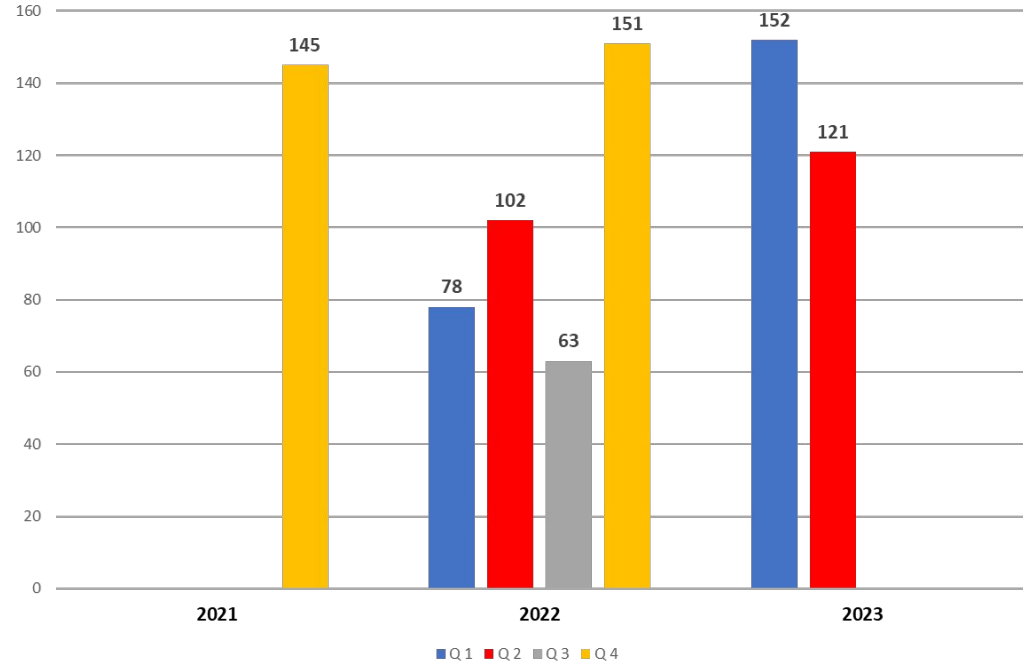
# Samples Containing Xylazine

- 39.4% of samples tested contained Xylazine.
- In CY23 Q2 (April - June) there were a total of 58 samples that contained Xylazine.
- 38.3% decrease from the previous quarter (CY23 Q1)
- 42.6% decrease in samples containing xylazine from same time last year (CY22 Q2)



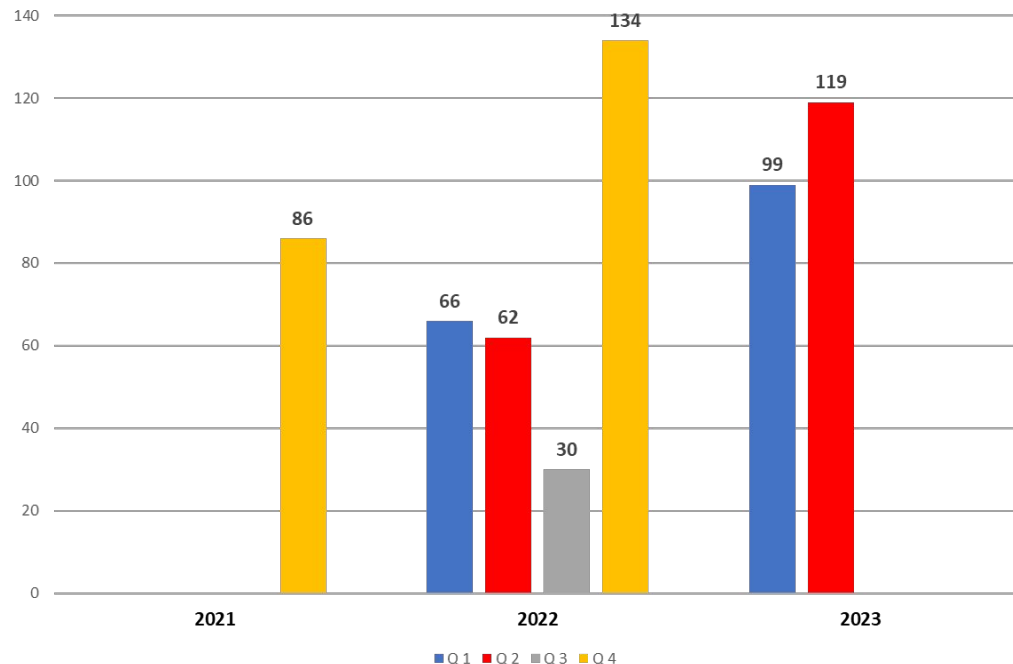
# Samples Containing Fentanyl & Related Compounds

- 54.6% of samples tested contained fentanyl.
- In CY23 Q2 (April - June) there were a total of 121 samples that contained fentanyl.
- 20.4% decrease from the previous quarter (CY23 Q1)
- 18.6% increase in samples containing fent from same time last year (CY22 Q2)



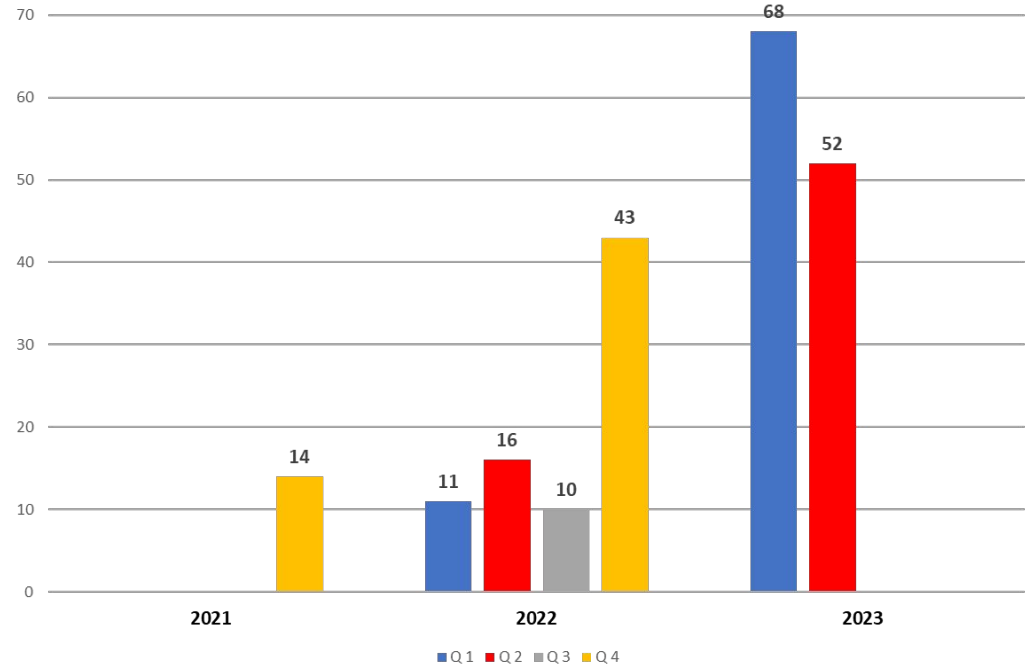
# Samples Containing Cutting Agents and Diluents

- 40.1% of samples tested contained cutting agents.
- In CY23 Q2 (April - June) there were a total of 119 samples that contained cutting agents.
- 20.2% increase from the previous quarter (CY23 Q1)
- 92% increase in samples containing xylazine from same time last year (CY22 Q2)



# Samples Containing Pharmaceuticals

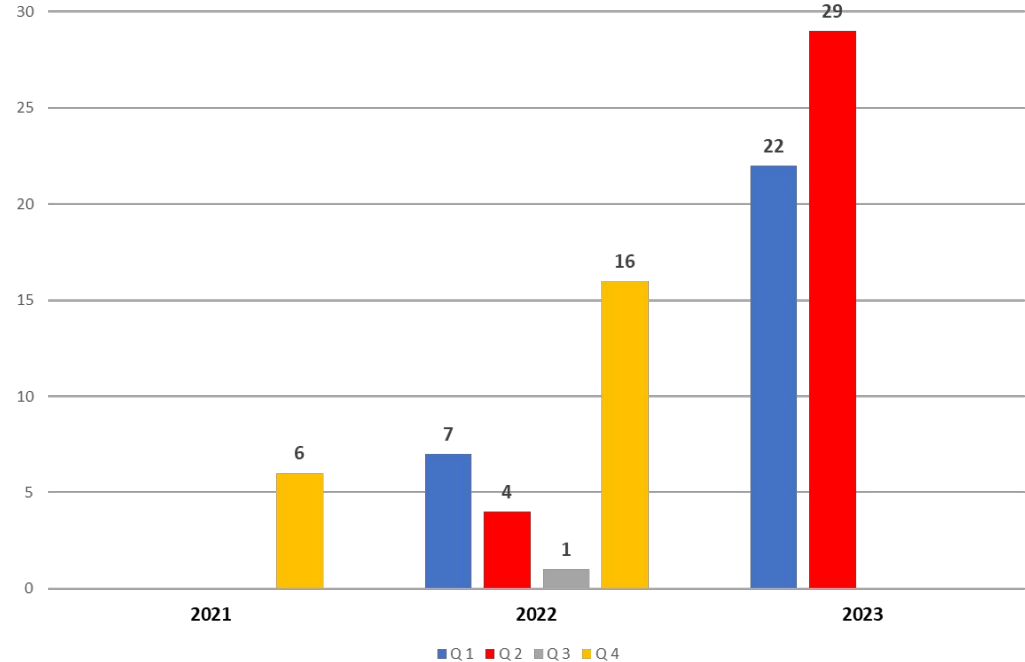
- 14.4% of samples tested contained Pharmaceuticals.
- In CY23 Q2 (April - June) there were a total of 52 samples that contained Pharmaceuticals.
- 23.5% decrease from the previous quarter (CY23 Q1)
- 225% increase in samples containing xylazine from same time last year (CY22 Q2)





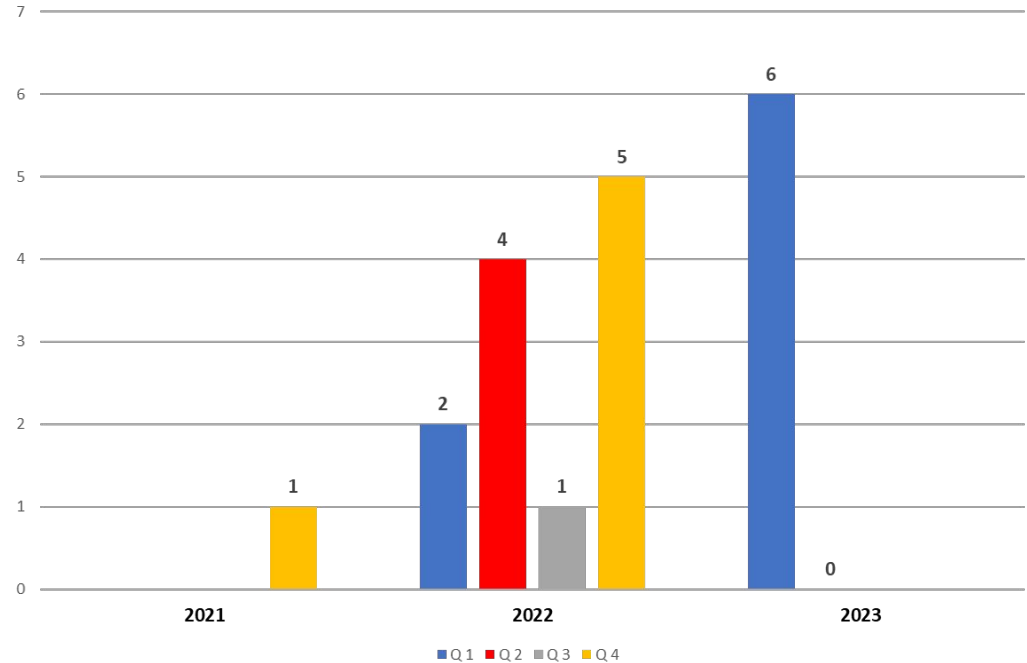
# Samples Containing Amphetamines

- 5.7% of samples tested contained amphetamines.
- In CY23 Q2 (April - June) there were a total of 29 samples that contained Xylazine.
- 31.8% increase from the previous quarter (CY23 Q1)
- 625% increase in samples containing xylazine from same time last year (CY22 Q2)



# Samples Containing Heroin & Semi-synthetic Opiates

- 1.3% of samples tested contained heroin.
- In CY23 Q2 (April - June) there were no samples that contained Xylazine.
- 100% decrease from the previous quarter (CY23 Q1)
- 100% decrease in samples containing xylazine from same time last year (CY22 Q2)



# Question?

---

## Contact Us

Maggie Rybak

[Margaret.rybak@maryland.gov](mailto:Margaret.rybak@maryland.gov)

Jasmine Lopes

[Jasmine.lopes@maryland.gov](mailto:Jasmine.lopes@maryland.gov)

## RAD Resources

[Website](#)

[1-Pager](#)

[MMWR](#)