





















## LICENSE RENEWALS

	Deadline	Fee	CE's	CPR	PANDA	Pharm	OSHA	Self study/online	Volunteer	Culture	Nitrous	Sedation Permits	Anesthesia
<b>DRT</b>	1-Mar	\$68	2				 2						
Late		\$50											
<b>RDH</b>	30-Jun	\$182	30	 2	 2		 2				6hrs, \$50		28hrs, \$50
Inactive		\$75											
Late		\$150											
<b>DDS/DMD</b>	30-Jun	\$586	30	 2	 2	 2	 2					5 years	
Inactive		\$176										I & II-\$300	
Limited		\$225										III -\$600, inspect	
Teacher's		\$225										Add 2nd -\$600	
Late		\$300							 17	 8	 4		
<b>Other Fees</b>													
Duplicate		\$15											
Verification		\$20											
Address		\$10											
Reprocess		\$50											

### FAQ's





Is there a penalty for not requesting time extension in December for June renewals? **NO**

How long do I need to maintain CE records? **5 years**

Are some courses excluded? **Yes : personal finance , politics, recreation**

What is a Limited License :

### Legend

-  Mandatory
-  Every 2 years
-  Every other cycle
-  Counted in 30 CE