

Data
Overview

PARTICIPANT SURVEY

2023-2024

PEOPLE SURVEYED



453 people took the survey



on average, those who completed surveys were **41 years old**



39% of those who took the survey identified as female

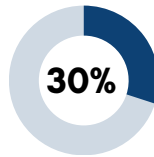


61% of those who took the survey identified as male

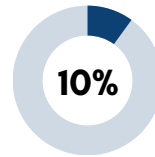
ABOUT THE SURVEY

The National Core Indicator (NCI) surveys ask people who get services from the Developmental Disabilities Administration (DDA) in Maryland about their experiences. The surveys help show how well the services are working for people. Each year, someone from Liberty Healthcare meets with people in person or online to do the survey.

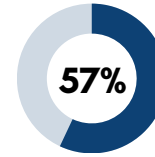
RESIDENCE TYPE



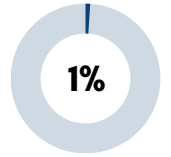
Group Home



Own Home or Apartment



Parent or Relative's Home



Nursing or Other Specialized Facility

*another 2% classified as something other than these options

COMMUNICATION

81%

Person uses spoken language to communicate

*Other forms of communication include gestures, sign language, or communication aids

DIAGNOSIS

Intellectual disability



69%

Autism spectrum disorder



30%

Mood or other psychiatric diagnosis



28%

Cerebral palsy



11%

Down syndrome



6%

Note: diagnoses are not mutually exclusive (individuals may have more than one)

TYPE OF GUARDIANSHIP

No guardianship

77%

Full guardianship

6%

Limited guardianship

5%

Has guardian, level unknown

3%

Don't know

9%

AMOUNT OF DAILY SUPPORT RECEIVED AT HOME

20%

33%

35%

3%

8%

1%

24-hour on-site support

Daily on-site support

Less frequent than daily support

As-needed visitation and phone contact

None of these options

Don't know

RACE AND ETHNICITY

White

50%

Black or African American

44%

Hispanic or Latino

3%

Asian

4%

American Indian/Alaska Native

0%

Pacific Islander

0%

Other

0%

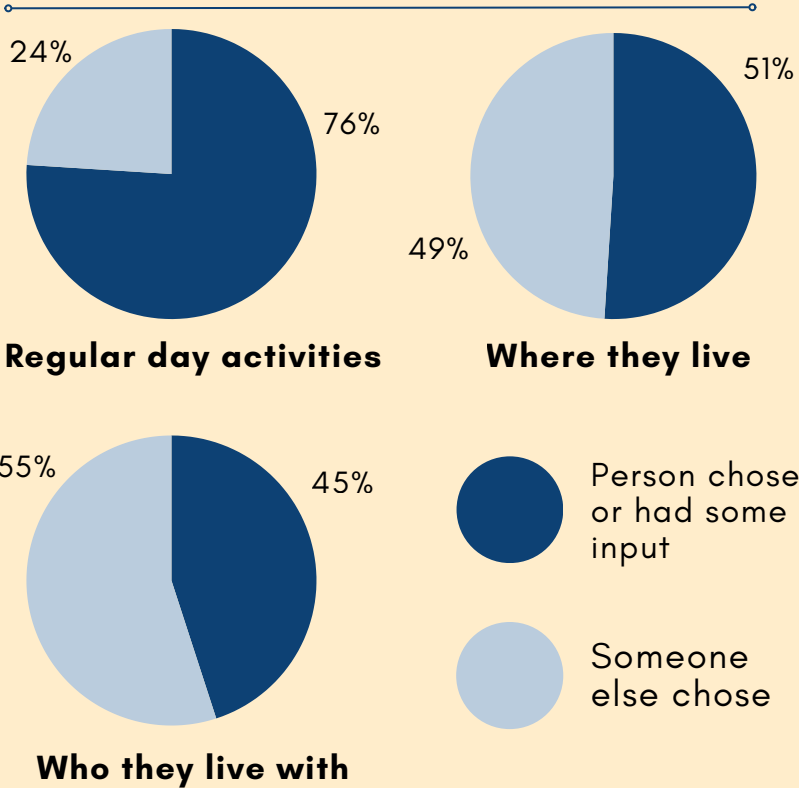
Don't know

2%

PARTICIPANT SURVEY

2023-2024

CHOICE AND DECISION MAKING



ACCESS TO HEALTHCARE

92%

Had a physical exam in the past year

84%

Had a dental exam in the past year

66%

Had a vision screening in the past year

82%

Had a mammogram in the past 2 years (among women 50+)

57%

Had a pap test in the past 3 years (among women 50+)

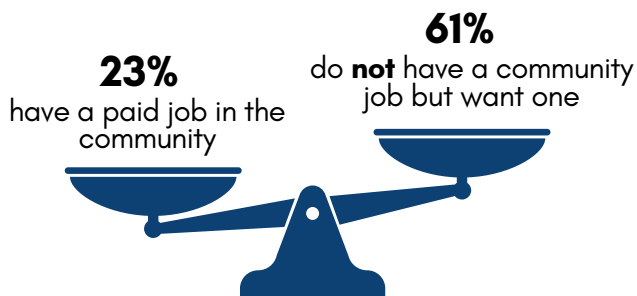
EMPLOYMENT

Having a job is important to many people with disabilities. It is also one way to see how well the DDA is helping people be part of their community.

In Maryland, **23%** of people said they have a paid job in the community. People with jobs usually work less than **38 hours every two weeks** on average, and earn about **\$14.05 per hour** on average.

Of the people who do not have a paid job, more than half (**61 out of 100**) said they want one, but only **39 out of 100** people said their Person-Centered-Plan includes a goal about work.

This shows that there is still a lot of work to do to help people get jobs and make sure their plans reflect what they want.



RIGHTS, RESPECT, AND SATISFACTION



53% say they have voted in a local, state, or federal election (or had the opportunity to choose not to)



68% say others knock before entering their bedroom



61% say they can stay at home if their roommates go out



58% say they have a key to their home



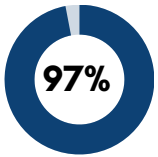
29% say there are no rules about having friends or visitors in their home

PARTICIPANT SURVEY

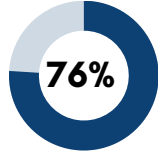
2023-2024

CASE MANAGEMENT

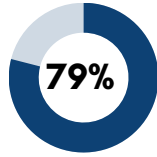
Everyone who gets Medicaid-funded services has the right to a Person-Centered Plan. The points below show ways Maryland does a good job in creating Person-Centered-Plans, as well as opportunities for growth:



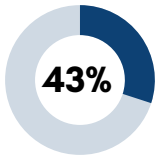
say their Person-Centered-Plan includes things that are important to them



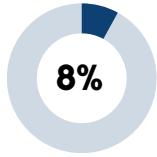
say they know who to ask if they want to change something about their services



say they helped make their service plan



say their change too often



use a self-directed supports option

INCLUSION AND COMMUNITY ACCESS



75% say they are able to get places when they want to do something fun outside their home



89% say they always have access to the internet



50% say they want to be a part of more community groups



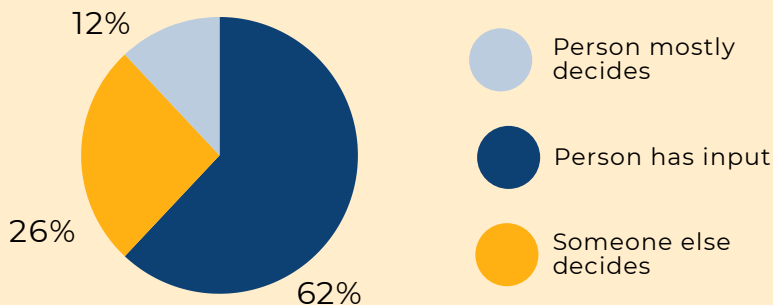
86% of those with paid community jobs say they like their job



75% say they have friends who are not staff members

SELF-DIRECTED SERVICES

"Who makes decisions about your services that are self-directed?"



The National Core Indicator Surveys are conducted by people with lived experience. Scan the QR code, or click [here](#) to learn more about Peer Reviewers at Liberty Healthcare!



SOCIAL CONNECTEDNESS AND MENTAL HEALTH

Maryland's goal is to ensure all people have meaningful and rewarding social connections.

16% of the people surveyed stated they felt lonely and **25%** of people surveyed report having no friends outside of their paid staff members, and **62%** stated they want help in making/keeping in contact with friends.

At the time of being interviewed, **32%** stated they had taken part in a group or community in the past month. Of those participating in groups/communities, **70%** stated their group included people without disabilities.

Social connectedness and mental health are closely related. High rates of mental health conditions are often present in those with intellectual/developmental disabilities (**48%** of people surveyed report taking at least one medication for a psychiatric disorder).