

# ADULT FAMILY SURVEY 2022-2023

## DATA OVERVIEW



**755** people did surveys



**31.4-years-old** was the average age of the person who receives Maryland DDA Services



**61%** were for males who receive Maryland DDA services



**39%** were for females who receive Maryland DDA services

### Disability of the Person Getting Services

**70%** Intellectual disability

**46%** Autism spectrum disorder

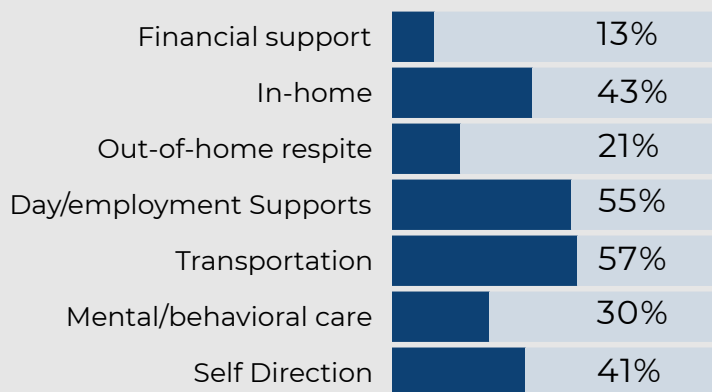
**22%** Mood or other psychiatric diagnosis

**15%** Cerebral Palsy

**14%** Down Syndrome

Note: Some people reported having more than 1 diagnosis

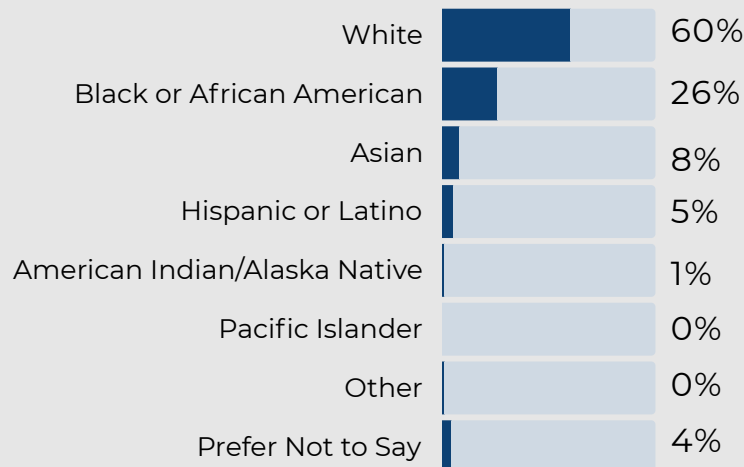
### Types of Services



### What is a National Core Indicator Survey?

National Core Indicator surveys collect information from the family members of people who get services from the Developmental Disabilities Administration (DDA) in Maryland. National Core Indicator surveys measure how well services are being delivered to people. The surveys are done once a year by mail or email. The Adult Family Survey is completed by those whose family member lives with them.

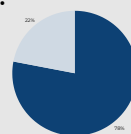
### Culture/Race of the Person Getting Services Who Did a Survey



### Communication Style

Use spoken language:

**78%**



Other forms of communication used included:

- gestures
- sign language
- communication devices

### Family Characteristics

Family member with intellectual disability has a guardian

**45%**

Family provides paid support to family member

**38%**

Total taxable household income is \$50,000 or less

**22%**

# Adult Family Survey

## Family Satisfaction

**94%** said services and supports help their family member live a good life



**31%** said they are always happy with the services their family member gets

## Information and Planning

**65%**

said their family member's Coordinator of Community Services **always** listens to the family's choices and opinions

**81%**

said their family member's plan includes **all** the services and supports they need

**76%**

said their family member receiving services helped make their own Person Centered Plan

**48%**


said their family has learned about other options for guardianship

## Choice, Control and Community

**38%** said their family member or someone else in the family chose their Coordinator of Community Services

**57%** said someone in their family can always choose or change their family member's staff/Direct Support Professionals

**64%** said their family member has friends other than paid support workers



## Access and Delivery



**75%** say their family member getting services receive all the services listed in their plan



**39%** say support workers **always** have the right information and skills to meet the family's needs



**31%** say services and supports always change when their family's needs change

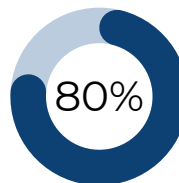


**45%** say their family member's staff change too often



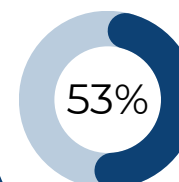
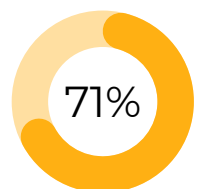
**15%** say their family member was **always** able to receive respite services when/if needed

## Health and Safety



said their family member can always see their primary doctor when they need to

said their family member can always go to their dentist when they need to



said their family member can always get mental health or behavioral health supports when they need to